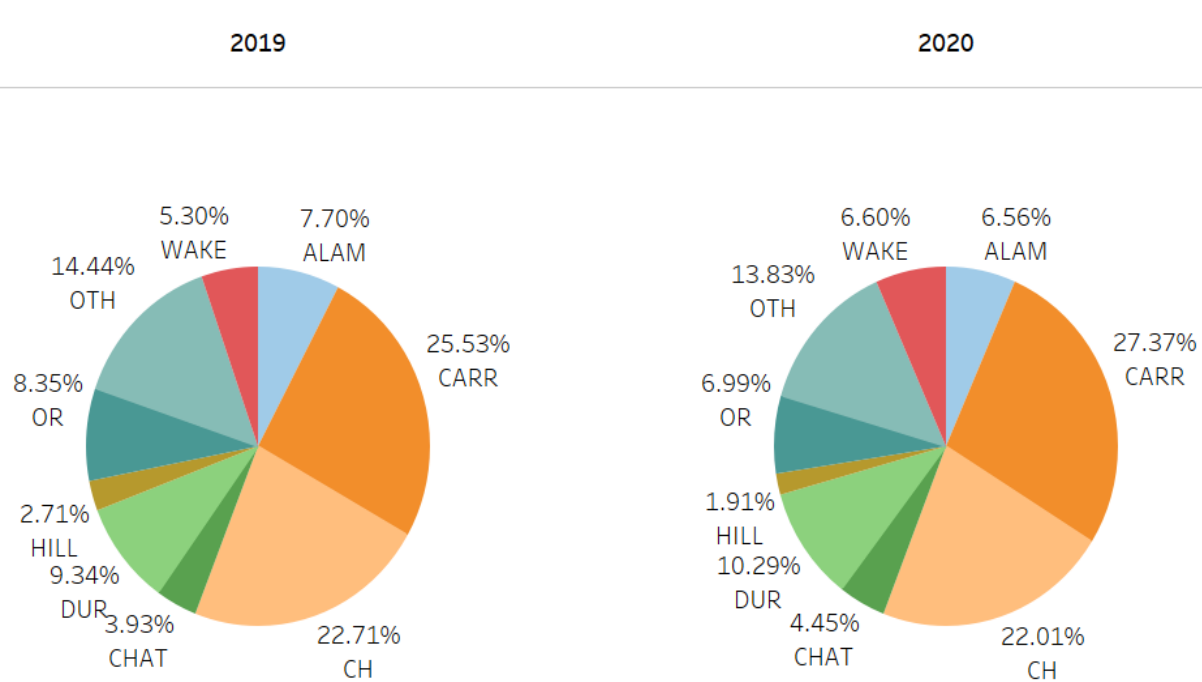


# Policing Equity in Carrboro 2021 Q3

Update on efforts towards bias free policing

# Residency Tracking 2019-2020

Residency of Stopped Drivers



Category1

- ALAM
- CARR
- CH
- CHAT
- DUR
- HILL
- OR
- OTH
- WAKE

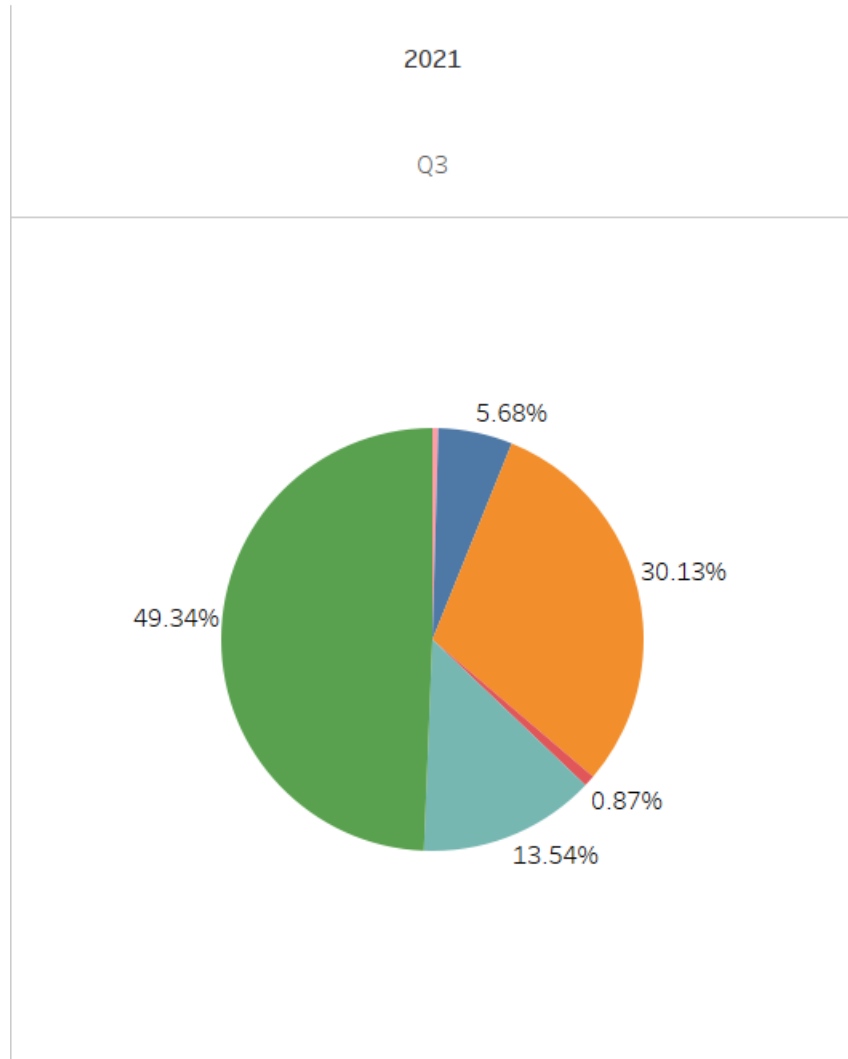
## Weighted Population

White	62.49037
Black	18.36172
Asian	7.39882
Hispanic	8.96115
Other	2.78794

The above chart is the estimated demographics of Carrboro drivers, based on area of residence of stopped drivers.

# Overall Stop Rate 2021 Q3

Overall Stop Rate



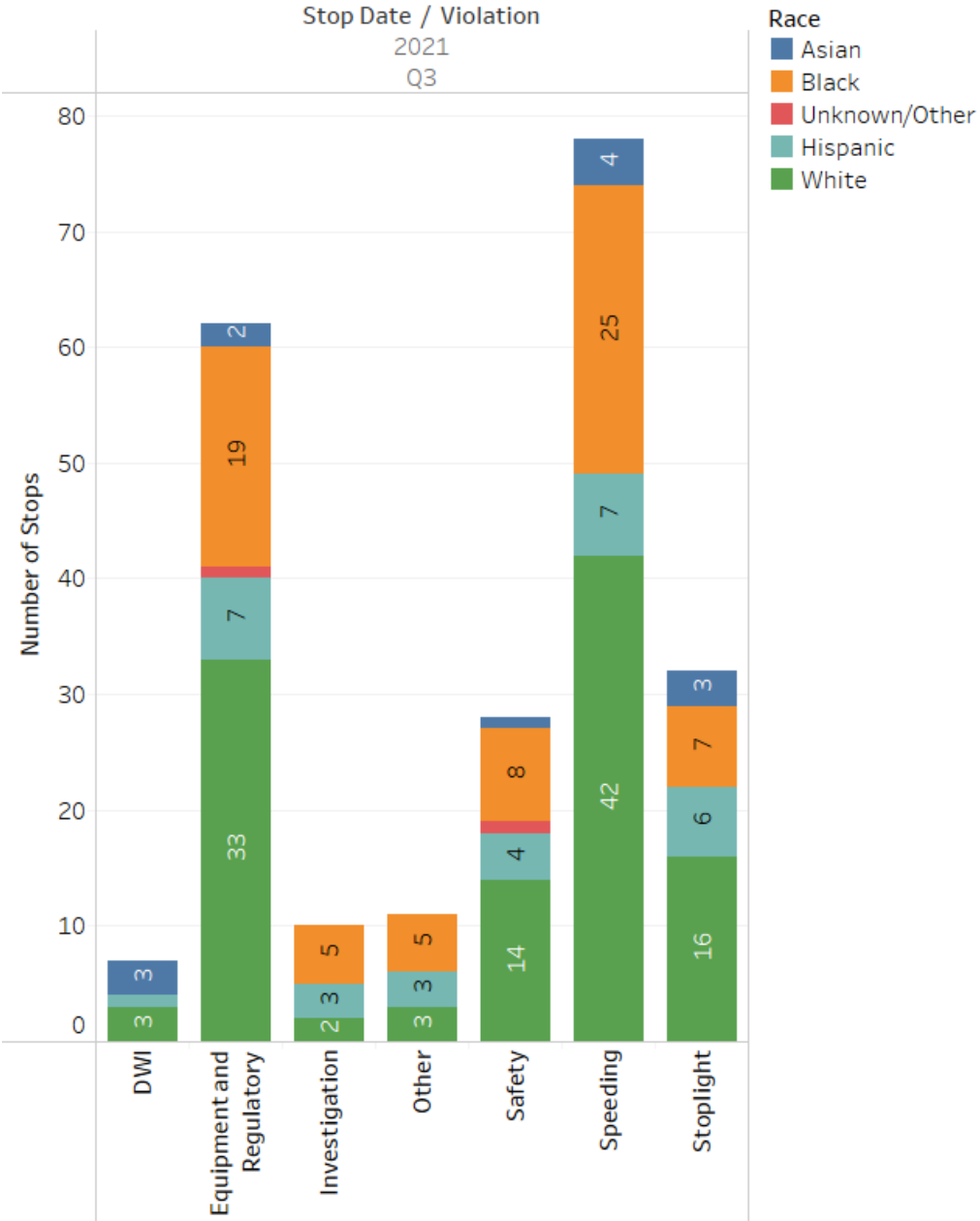
- Race
- Asian
  - Asian
  - Black
  - Unknown/Other
  - Hispanic
  - White

Overall Stop Rate

	2021
	Q3
Asian	13
Black	69
Hispanic	31
White	113
Unknown/Other	2
Asian	1

# Reason for Stop

Stop Date / Violation  
2021  
Q3



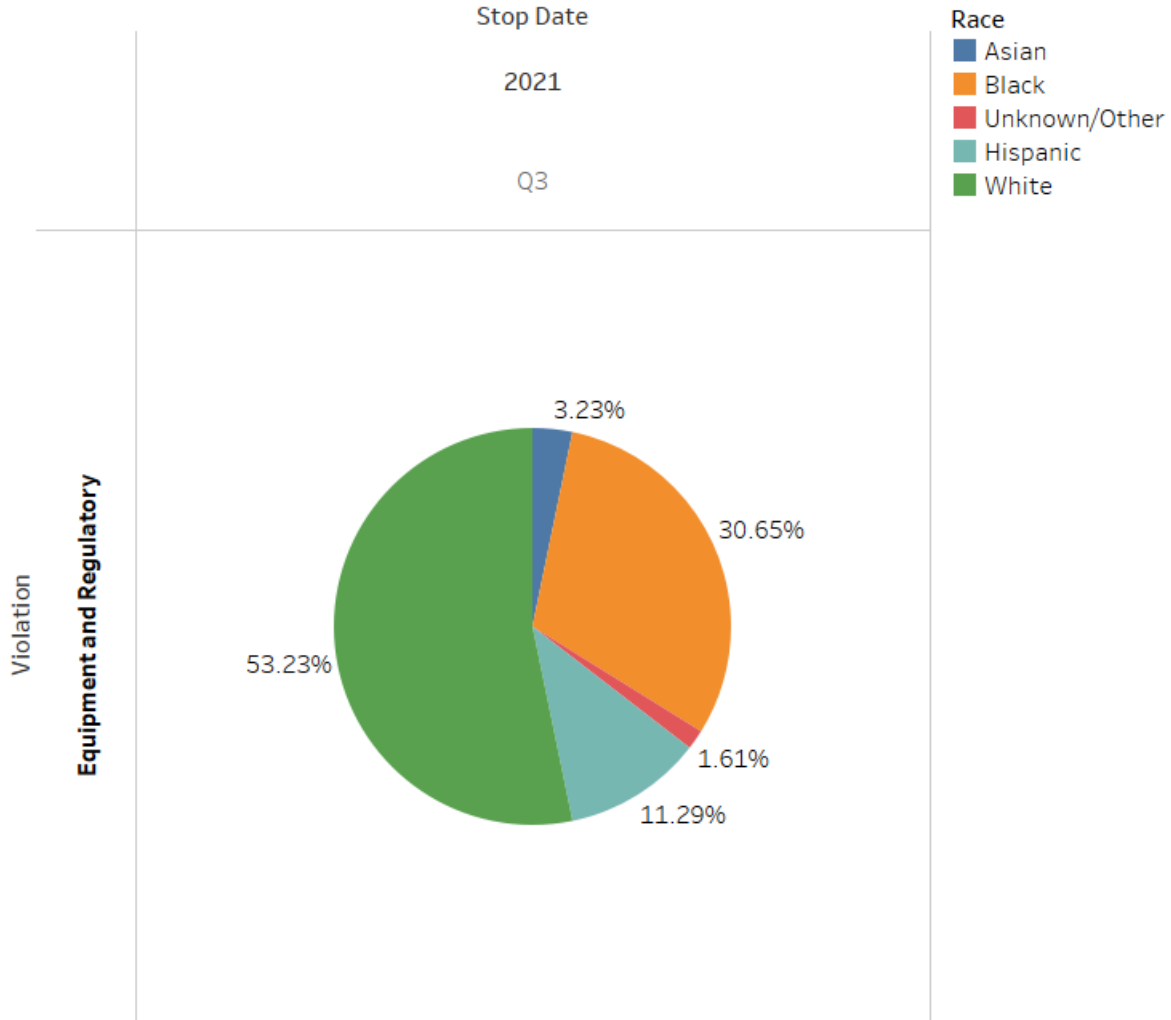
# Reason for Stop

Reason for Stop

	DWI 2021 Q3	Equipment and Regulatory 2021 Q3	Investigation 2021 Q3	Other 2021 Q3	Safety 2021 Q3	Speeding 2021 Q3	Stoplight 2021 Q3
Asian	3	2			1	4	3
Black		19	5	5	8	25	7
Unknown/Other		1			1		
Hispanic	1	7	3	3	4	7	6
White	3	33	2	3	14	42	16
<b>Grand Total</b>	<b>7</b>	<b>62</b>	<b>10</b>	<b>11</b>	<b>28</b>	<b>78</b>	<b>32</b>

# Equipment and Regulatory Violations

## Equipment and Regulatory Violations



## Equipment and Regulatory Violations

	2021
	Q3
Asian	2
Black	19
Unknown/Other	1
Hispanic	7
White	33

# Types of Searches

## Reason for Search

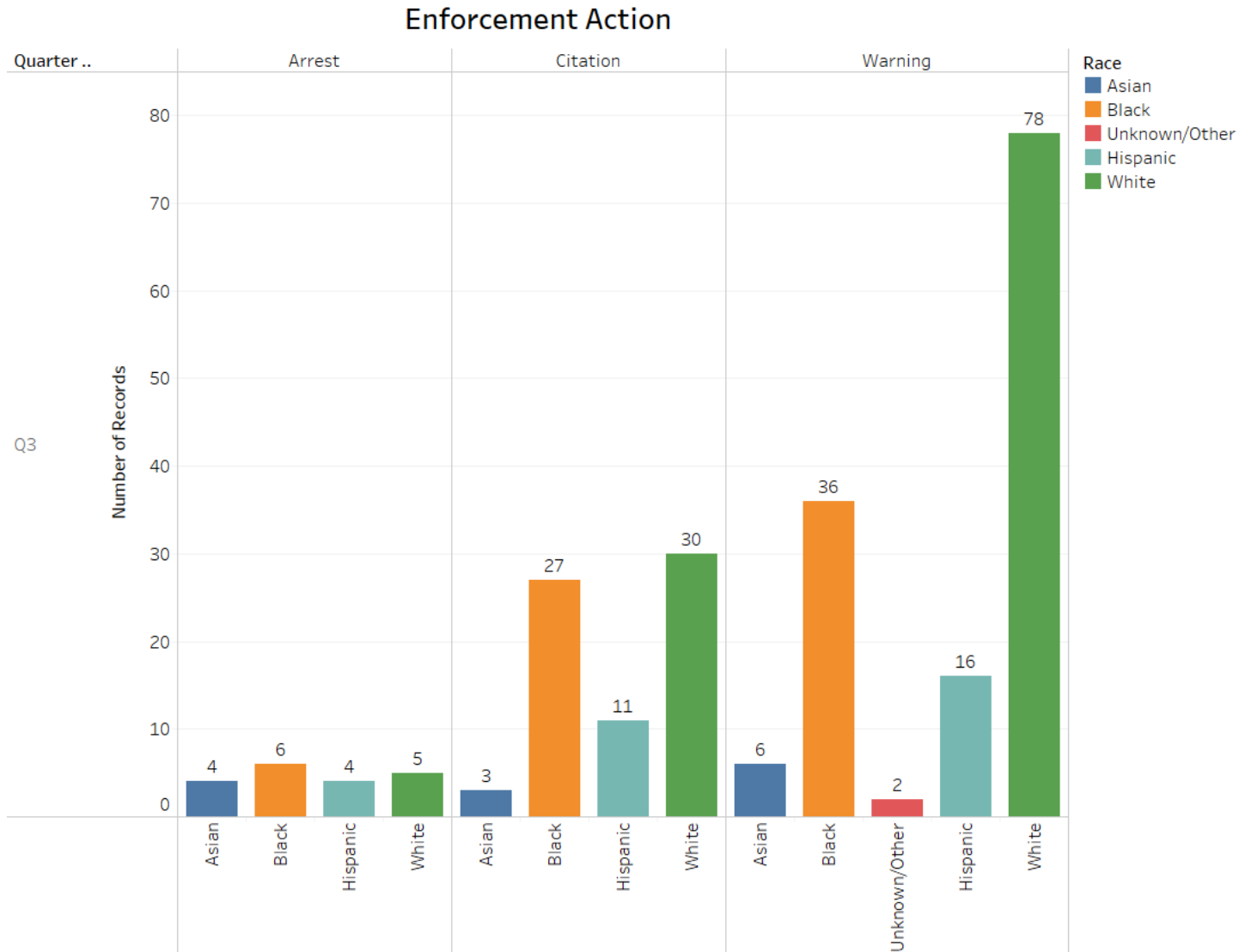
		Consent	Incident to Arrest	Probable Cause	Protective Frisk	Search Warrant
		2021	2021	2021	2021	2021
		Q3	Q3	Q3	Q3	Q3
DRIV	Asian	0	4	0	0	0
	Black	0	4	4	1	0
	Unknown/Other	0	0	0	0	0
	Hispanic	0	2	0	0	0
	White	0	3	3	0	0
PASS	Black	0	2	1	0	0
	Hispanic	0	0	0	0	0
	White	0	0	2	0	0
<b>Grand Total</b>		<b>0</b>	<b>15</b>	<b>10</b>	<b>1</b>	<b>0</b>

# Search Productivity

## Search Productivity for All Searches

		Alcohol Found	Drugs Found	Money Found	No Contraband Found	Other Contraband Found
		2021	2021	2021	2021	2021
		Q3	Q3	Q3	Q3	Q3
DRIV	Asian	0	1	0	3	0
	Black	0	2	0	6	1
	Unknown/Other	0	0	0	0	0
	Hispanic	0	0	0	2	0
	White	1	3	0	2	1
PASS	Black	0	0	0	2	0
	Hispanic	0	0	0	0	0
	White	0	2	0	0	1
<b>Grand Total</b>		<b>1</b>	<b>8</b>	<b>0</b>	<b>15</b>	<b>3</b>

# Enforcement Action



Enforcement Action

	Arrest 2021 Q3	Citation 2021 Q3	Warning 2021 Q3	Grand Total
Asian	4	3	6	13
Black	6	27	36	69
Unknown/Ot..	0	0	2	2
Hispanic	4	11	16	31
White	5	30	78	113
Grand Total	19	71	138	228



# Probable Cause Searches

Enforcement Action for Drivers of Probable Cause Searches

		Asian	Black	Hispanic	White
		2021	2021	2021	2021
		Q3	Q3	Q3	Q3
Arrest	DRIV	0	1	0	2
	PASS		1		1
Citation	DRIV	0	3	0	0
	PASS				1
Warning	DRIV	0	0	0	1
	PASS			0	0

# Use of Force

- Eleven use of force incidents in 2021 Q3.
- Suspects involved:
  - 3 Hispanic males
  - 3 White males
  - 5 Black males

# Citizen Complaints

- No citizen complaints in 2021 Q3.